



PRETTY *as a picture*

*How to make the most
of your photography*



Edited

*What does
it all mean?*

WHAT'S trending

so hot right now...



@ROMANASAEHENG

want more?

It's often said that knowledge is power, and it is oh so true! Organising a wedding can be a daunting task. And while it should be an amazing experience, it can also be particularly stressful, especially if you are a first-time bride! So, we have created this free mini-mag to help you along the way. Inside, you'll find heaps of tips and hints that most pros keep well guarded until AFTER you engage their services. Here, there are NO SECRETS! Sharing is caring!

**#1
WINNER**
BRIDES CHOICE AWARD
 **BRIDES CHOICE
AWARD 20**

The Australian Wedding Industry Awards
brideschoiceawards.com.au
#brideschoiceawards

BRISBANE

ROMANA SAEHENG PHOTOGRAPHER
Wedding Photographer

12



What's Inside

06



On the cover:

Mr & Mrs Tupper, Northshore Harbour



CONTENTS What's inside

Welcome ...

Your wedding day is an unforgettable life event that should be filled with all the beauty that makes you as a couple so unique. It is shared with the people you love most in the world, filled with emotion and promises ... so when you place your trust in me, I in turn make a promise to you. I believe in complementing your masterplan ... capturing all the emotion and excitement, all the finer details, all the love, whilst enriching your day and 'I do' experience. Your day should be nothing but fun and I like to bring more of that to the table - capturing it along the way! To help you along the journey, I've created this mini-mag filled with tips and tricks from seasoned pros...

We hope you enjoy the read!

Romana xx

11



- | | | | |
|----|----------------------------|----|----------------------|
| 4 | What's trending | 13 | Next move |
| 5 | Frequently asked questions | 14 | Real wedding moments |
| 5 | Real brides reviews | 17 | Kandid kombi |
| 6 | Hot photography tips | 18 | Elope Brisbane |
| 7 | Where to start planning? | 20 | Pop up weddings |
| 8 | Photography packages | 22 | Hair + beauty tips |
| 12 | Edited, what it all means | 24 | Recommended pros |


ELOPEMENTS




COLOURFUL & FUN



DITCH THE BIG DRESS



WOWZA



SUPER INTIMATE



HIKING I DO'S



SOMEWHERE DIFFERENT



What's TRENDING


2021 weddings are more different now than ever before!!!

Why? Because we've all been on that 2020 wedding roller-coaster of emotions that Covid-19 sent us on! What a crazy ride! Now that restrictions have been lifted and we are OH SO READY to get married!!! Two different wedding camps have emerged...

Camp One: Let's elope baby! Or celebrate with just our nearest and dearest. These guys are pulling all their plans together in a matter of months, but it is experience based - so while it's intimate, it's still beautiful!

Then there's Camp Two: Go big or go home!! These guys have been planning the big shebang for a while and are ready to partayyyy!! It's all about the glamour, the show, the dancing!

Gemma: Romana is an amazing photographer. She is so friendly and down to earth and made us feel so comfortable. We received an amazing sneak peek that night and didn't wait long to receive all our photos. When we received them we were honestly gobsmacked at how beautiful they all are. Thank you so much Romana for capturing our wedding, and making it so easy. We can't wait to see you again for another special occasion. She is such a gifted photographer and we will be forever grateful for the memories she created for us!



Kylie B: I can't say how perfect she made our day. She captured it all, was super professional but most of all had such a calming soothing nature which just helped everything go so smoothly. I have already recommended and been asked and asked who our photographer was for our wedding because every photo is perfect.

REAL BRIDES

share their thoughts on Romana

Karlee: Romana was so fantastic to deal with, from beginning to end! Living away from our wedding location, nothing was too much trouble and she was very accommodating. On the day, we had the most amazing time and she made us feel so comfortable and at ease! We were blown away to receive so many gorgeous photos on our wedding night. Romana is a true professional and is such a gifted photographer, we are so happy that she captured our day perfectly.



Kylie S: We couldn't have asked for a more professional, fun, happy photographer who listened to what wanted to capture on our day. Your energetic vibe was wonderful! Nothing was too much! The photos are absolutely breathtaking and have had nothing but compliments for others. Turnaround time for our photos was phenomenal. What other photographers gives you photos the same day!! Not many!!! You are incredible at what you do! Thank you so much x

FAQ

How many images do we get on USB?

Almost as many as I can shoot! It is NOT uncommon for my couples to get more than 400 images in a 6 hour wedding package. They are your memories — who am I to keep them from you?

All of my collections include your high resolution images to USB. All images are edited, not watermarked and can be used to print enlargements from.

Why are you so affordable?

I moved my business from a commercial premises to my private residence! I save thousands every month and simply pass on the savings to you! Gotta love that!

Do you charge extra for travel?

I don't usually charge a travel fee, however if you are more than 25km from me than it is approx. \$1 per 1km.

Will you travel overseas or interstate?

I LOVE to travel to exciting new places! I simply ask that you cover flights and accommodation costs in addition to your wedding collection. I often do weddings in Fiji, Thailand and New Zealand. Did I mention that I can also speak Thai?

I really want candid photos...

I was trained as a photojournalist and photographic artist at the Queensland College of Art, Griffith University. So, natural and 'real' imagery is what I specialise in. Everyone talks about 'candid' photos, but it's more than likely that 'candid' moment happens with the carpark or with crowds of people in the background. So I do direct you a little, usually to control the backgrounds and light, and to ensure that you have plenty of variety in your imagery. Once I have you in an amazing setting, it's play time! That is when I love to just encourage playfulness, laughter and lots of kissing! After all, it is your wedding day and you want to enjoy it!



All in the details

All those small details that you carefully chose for your wedding day ... I want to capture it all. Place all your details in one spot in the room you are getting ready in so we know exactly what needs to be photographed and I don't have to ask you too many questions on the day. We will then take each item away, style them and photograph them, then put them back so you know where everything is.



HOT TIPS

HOW TO MAKE THE MOST OF YOUR PHOTOGRAPHY

Every bride we speak to wants that picture perfect 'magazine' wedding ...

While these weddings don't happen by accident, you too can get the look — all it takes is a little preparation!



KEEP IT CANDID

During the wedding preparations we prefer to be the observers, the documenters. Once I arrive and have had all the introductions, I will step back and photograph candidly (well, with an occasional prompting and a little direction). Choosing a big room to get ready in helps with this process, especially if there are many people involved in the preparation, this will allow me to move around unobtrusively. All people involved should be made aware that I am photographing candidly and therefore do not need to look at the camera every time it is pointed their way nor do they have to freeze their movement for us to capture the moment. Always smile and laugh as it is a happy day ... and even if you are nervous, smiling and laughing can help ease the nerves.



Portrait perfection

After you are dressed I usually like to take some photographs of the bride/groom by themselves. Unlike the photos I took while you were getting ready, I will help direct you with poses to get the most flattering images you can look back on. These are the moments of you dressed, looking your best on your special day before your partner sees you. Once I have captured photos of you on your own, I will then include your bridesmaids or groomsmen and closest family members.



Let there be light

I love using natural light as it is the most beautiful and flattering. Therefore some tips would be to choose rooms with a lot of windows / big windows to get ready in. Make sure you open up all the curtains. Also turn off any lights or bedside lamps as these artificial lights can cause colour casts and are unflattering.

Clear the room

Chaos tends to kick in when you start to get ready for your big day. But nobody wants to get ready in a mess. Ensure that your 'getting ready room' is clutter free. This makes a huge difference to your photographs. Ask your attendants to hide any clutter before the photographer arrives. Make sure the bed is made and the pillows are fluffed.

FAMILY AFFAIR

A little helping hand gets the family pics moving quicker (so that we can make the most of your bridal shots). I like to get a list from you two weeks before, that tells us which groupings to photograph. If you could also nominate someone to help me gather everyone on the day, even better! That way, you can enjoy being kissed and congratulated while we congregate.



Breathe and smile

Your day goes by so quickly, the last thing you need to do is stress or worry. Enjoy your day, let it all unfold and develop around you. Take in as much as you can, love every moment and don't forget to breathe and smile.

The kiss

Being the pro that I am, I always know when the kiss is coming. I am positioned and ready in the wing waiting for THAT special moment! So, when you finally get to seal your vows with a kiss, a nice gentle tilt does perfectly (so that we can see both your gorgeous faces and not the back of a head). If the moment takes you, you can always take TWO! Your guests will love it as well!

could come from something simple, like holding your first love letter, or a quiet moment on the picnic blanket you always use.

Bridal shots

I like to personalise these moments as much as possible. Do you have something special that I can incorporate into your photographs? For example, one of our couples wanted special portraits with their fur-

baby. Another wanted some fishing photos! Think about it, your fave image

BEST MAN DUTY

Traditionally, the chief bridesmaid has more to do than the best man, so I like to even up the job. A hamper for photo time that includes some nibbles, water and the newlywed's fave drinks is a good idea. Photo time isn't much fun if you are hungry or thirsty and often it is very thirsty work.



Check it off...

12-MONTH

- ◇ Decide on a budget
- ◇ Start looking at venues
- ◇ Select a minister or celebrant
- ◇ Choose your wedding party
- ◇ Start compiling a scrapbook of ideas
- ◇ Consider hiring a wedding co-ordinator
- ◇ Book your big ticket items such as photographer, florist, car hire and videographer
- ◇ Book your band or DJ
- ◇ Send out save the date cards
- ◇ Start a beauty regime
- ◇ Think about your dress

6-MONTH

- ◇ Organise your dress fittings and lingerie
- ◇ Find your bridesmaids' dresses
- ◇ Source or make your favours
- ◇ Confirm all arrangements with celebrant
- ◇ Buy your wedding rings
- ◇ Let the groom organise the suits
- ◇ Order the wedding cake
- ◇ Make a draft invitation list
- ◇ Order your stationery
- ◇ Reserve items to be hired

3-MONTH

- ◇ Send out invitations
- ◇ Buy your bridesmaids' dresses if you haven't already and get any alterations done
- ◇ Talk about possible hairstyles and make-up options with your hairdresser.
- ◇ Have your order of service sheets printed
- ◇ Choose and book your first night hotel
- ◇ Double-check your honeymoon plans, check passports and travel insurance
- ◇ Schedule a rehearsal

1-MONTH

- ◇ Chase up all unanswered invites
- ◇ Confirm final numbers with your venue
- ◇ Have a final dress fitting
- ◇ Finalise transport for the day
- ◇ Type up a shot list for the photographer of pictures you definitely want
- ◇ Choose your gifts for the wedding party.
- ◇ Remind speech-makers to write their speeches
- ◇ Organise hen and bucks nights

ONE WEEK BEFORE

- ◇ Make final confirmation phone calls to your suppliers
- ◇ Reconfirm the final numbers with your caterers
- ◇ Pack for the honeymoon.

THE DAY BEFORE

- ◇ Send your h2b a little gift for tomorrow groom in the morning
- ◇ Have a manicure, pedicure etc.
- ◇ Have an early night so that you look your best for tomorrow

FOLLOW US

► Facebook: /romanaaeheng

► Instagram: /romanaaeheng

► Web: www.romana.com.au

wedding

packages



Cheeky *weekdays*

\$650

Monday - Thursday

Pre-wedding planning

Photographer: Romana

Wedding day photo coverage:

-

-

Ceremony & family photographs

Bridal party portraits / Location photos

-

Unlimited locations

All high resolution print ready images to custom USB

-

Same day sneak peek FB

Up to 2 hour allowance

Digital *princess*

\$1,250

Monday - Sunday

Pre-wedding planning

Photographer: Romana

Wedding day photo coverage:

One partner's preparations at home or hotel

Second partner before the ceremony at venue

Ceremony & family photographs

Bridal party portraits / Location photos

First hour of reception coverage

Unlimited locations

All high resolution print ready images to custom USB

-

Same day sneak peek FB

Up to 6 hour allowance

For Romana, wedding photography isn't work, it's fun. Romana loves weddings and her passion shines through in her gorgeous imagery. To tell a love story, you should combine a variety of photography styles. At Romana Saeheng Photography + Design, the mix is just right. Romana's journalism and art photography background, with a touch of fashion and design, proves to be perfect. Not everyone has an unlimited wedding budget and Romana believes that no matter how small the guest list or budget, every bride should have beautiful photographs... so she has designed these packages to suit!



more to the mix

If you need a second shooter, or want me to stay longer - I've got you covered! Let's get together, design your photography plan and see if I need to customise your photography plan to suit. Extra time or second shooter is just \$120/h (min 2 hours)

digital Diva

\$2,000

Monday - Sunday

Pre-wedding planning

Photographer: Romana

Wedding day photo coverage:

Both partner's preparations at home or hotel

Guests arriving at the ceremony at venue

Ceremony & family photographs

Bridal party portraits / Location photos

Reception coverage until bridal waltz

Unlimited locations

All high resolution print ready images to custom USB

-

Same day sneak peek FB

Up to 11 hour allowance

splice Collection

\$2,900

Monday - Sunday

Pre-wedding planning

Photographer: Romana + Videographer: Dan

Wedding day photo + video coverage:

One partner's preparations at home or hotel

Second partner before the ceremony at venue

Ceremony & family photographs

Bridal party portraits / Location photos

First hour of reception coverage

Unlimited locations

All high resolution print ready images to custom USB

3-5min Highlight reel delivered online

Same day sneak peek FB

Up to 6 hour allowance

Just get hitched...



Elope with me

\$1300

Mon - Thurs (anytime) or Fri - Sun (9am ceremony)

Pre-wedding planning

Civil Marriage Celebrant and legals

1.5 hours Professional photography

Edited high resolution images on USB

Your favourite location or one of ours

Up to 10 of your favourite people invited

Picture perfect

\$420

Monday - Sunday

1 hour engagement shoot

On location

Styling advice

Various locations / changes for variety

Professional hair styling

Airbrushed makeup

Print ready images supplied via DropBox

(Based on Redland Coast mainland)

(Within 25km of Redland Coast mainland. Outside this area available, a small travel fee may apply)

Brisbane locations \$100 extra

I promise...

... no hidden costs or up-sell after your big day! So that your budget can stay intact, we promise not to pull on your heart strings (and purse strings) when you return from your honeymoon. Every penny you invest in me is decided before the big day and will not stretch unless you want it to *pp*

PHOTO BOOTH \$140p/h*

Add to your wedding photography package... our open air party booth for hours more fun and entertainment at your wedding reception! Our eco-friendly booth sends images, photo strips and gifs (that's kinda like a little video of the fun) directly to your phone and personal Dropbox folder. You can also add your wedding #hashtag!



Got a plan?

I've been doing this for so long that wedding schedules and plans are second nature! It can be so hard to decide on times and locations, especially if this is your first wedding! So let me help with your day! It is a completely **free service** with all my bookings! Just give me some details like venues and your vision and I can work out the rest for you!



Just **ENGAGED**



UTTERLY ENGAGED - \$330*

For a one off fee of \$330, you receive your 1 hour engagement photo shoot (various locations), styling advice, all high resolution edited images supplied via dropbox. (Local Redland Coast rates / Brisbane locations please add \$100)

from this
to this



then this cutie





Looking for something more creative for your wall?



Here we totally had to make that amazing sunset pop!

THIS IS THE RAW IMAGE... straight from the camera



Edited... what does it all mean?

For us it's about quality control...

For some studios, editing is about the 'soft lens' effect ... the blurred edges and what we call '80's romance'. That kind of editing will never find its way into our studio! For us it is about ensuring an amazing, vibrant image! Each and every image you receive is cleaned up, and this can mean a number of things. It means that we look at the levels, ensuring that we can see detail in our shadows and highlights and that all the mid-tones are correct. We sharpen if need be, we saturate for awesome colour. Without question your skin tone will be beautiful and the composition of your image artistically tasteful. We include all of these things in what we call a basic edit. We also offer what is known in the industry as a 'magazine' edit. This kind of editing includes things like, evening out and smoothing of skin tones, pinching of cheeks (that little rosey look), brightening of the eyes and tidying up of the hair. Removal of unwanted distracting items may also occur.

As photojournalists we capture real moments, emotions and people loving life ... as artists we get to make the image look so much prettier!

These things however, are aimed at enhancing the beauty of the image. The example on the left demonstrates how a basic edit and minimal 'touching up' can enhance an image. Our beautiful bride now has that glow she possessed on her day and by removing a few holes from the wall, the image is so much cleaner. Other further edits might include painting on a vignette (an effect to the outer edge of the image), creating an aged colour effect or even selective colour (see above). Need a blue sky or sunset? The possibilities are endless!

NEXT MOVE

What to do if you love what you see...

All major wedding
investments
should come with
a contract or
booking form

Let's catch up to chat all about your day, your plans and your vision.

A face-to-face meeting gives you the opportunity to ask as many questions as you like! Touch and feel our albums, see more photographs and get to know me!

It also allows me to get a really good idea of what you would like for your day. We can begin the planning process and design a photography plan that complements your overall vision of your wedding day.

lock it in baby

Once you have decided on a photography collection that satisfies your every whim, I lock in your date with a booking contract. This contract outlines all of your package inclusions and protects your interests. There are a couple of payment options on your booking form.

Then the fun begins! I encourage you to send us your 'wedding photography' Pinterest board. I am not 'precious' about our style ... in fact, I embrace the concept of the 'client brief' and love new ideas to be thrown my way. Afterall, it is YOUR day!

Closer to the day, we meet again and discuss your day in detail ... lots of detail!



Fitzroy PARADISE

With sand between their toes, under an amazing Queensland sun, Carly and James shared precious promises...

Romana was so excited to hear that the gorgeous twin sister of one of her Brisbane bride's was getting married! Even more excited when she found out that she wanted her to shoot it and was going to fly her to Fitzroy to make it all happen!!!

Romana LOVES a beautiful destination wedding! Having already been to Thailand for another beach wedding earlier in the year, she was excited to share one much closer to home.

Carly and James said 'I do' on the beach, friends surrounded them shaded by the broad canopy of the Pandanus... oh so tropical!

While friends and family sipped on resort cocktails, they enjoyed some 'photo time' with their nearest and dearest! This time, may or maynot included an 'oopsie' moment with our beautiful bride falling into the ocean after an attempt to paddle board in her dress (not our idea lol). Like the true free spirit she is - the cool dip just added to the fun of her day!

Romana, now that we have had time to sit down and go through all our photos, i just wanted to send you another thank you for doing such an amazing job of capturing our wedding! You were so fun to work with and we love our photos!! So thank you so so much! You are very talented :) See you at the next occasion :) James and Carly x



North Stradbroke Island



Kingsliff Bowls Club, Kingscliff

REAL WEDDING MOMENTS

Spread the love, near and far

We travel near and far for our loved-up couples and we love every bit of it! Extravagant vow renewals in Europe, countryside hipster promises, exotic island weddings on the sand and our closer-to-home (but always beautiful) Brissy commitments are all experiences that are too amazing to call work. I think that the enjoyment we get from sharing your special day is evident in all the smiles on our couples in these images. Or are the photographs themselves smiling?



Courthouse Restaurant, Cleveland

From the romance and quiet
'ahh' moments to the seriously
cheeky moments with your BFFs,
we are there to capture it all!

UQ, St Lucia



Redland Bay Golf Club, Redland Bay

Eat Street Northshore, Hamilton



Family property, Thornlands



New Farm Park, New Farm

Walkabout Creek, Enoggera Reservoir



Brisbane Powerhouse, New Farm



The Lighthouse, Cleveland



Lagoon View Nursery, Redland Bay



A man in a light grey suit and a woman in a white wedding dress with a long veil are walking hand-in-hand from left to right. They are positioned in front of a large, vibrant mural painted on a corrugated metal wall. The mural features bold, abstract shapes in purple, red, and yellow. The sky above is a pale, overcast grey.

want more?

Then please read further... Romana is the proud, exclusive photographer for **Pop Up Weddings Bayside and Elope Brisbane** - check them out!

She also owns an insanely cute **1973 kombi!** Her hubby, Steve chauffers and mans the photobooth service... If you book both Romana and Steve - you get an awesome discount!
#kandidkombi

Plus we have more hair and makeup tips and our preferred suppliers list... so if you want more... please read on!

BUNDLE DEAL

CHAUFFEURED RIDE
& PHOTO BOOTH FOR
10% discount

BOOK @ROMANASAEHENG AS
WELL FOR AN EXTRA \$50 OFF!!



say **HELLO** to Steve + *Busta Rydes*



@KANDIDKOMBI

HI THERE... Steve is your charming chauffeur, Busta is your 1973 Kombi... together they will get you from A to B and more... then if you're extra keen, keep the fun going when Busta turns transporter to photo booth! But forget those fuddy-duddy film strips... we offer social media friendly photos and videos that are so much more fun!

WEDDING TRANSPORT

There is nothing we love more than sharing our day with a loved-up couple and their amazing friends!

We even get dressed up for the occasion! Totally in touch with his feminine side, Busta rocks some floral, white ribbon and a touch of lace.

All our weekend weddings are treated to some bubbles and delish picnic hamper. Got to get the party started right!

PHOTO BOOTH

Busta loves to pose for a photo! So set up as either a backdrop to the photo booth with lots of vintage props or as the photo booth itself (jump in & get snapped) - he is super flexible and always a heap of fun! Add your hash tag to follow all the laughs!

RIDE RATE

\$175/HR

(Friday - Sunday min 3hours - weekend weddings also include a bottle of champers & picnic hamper)*

HAPPY SNAP RATE

\$150/HR

(Friday - Sunday min 4hours)*

*Within 30km of Redlands Coast. 10% surcharge for public holidays and long weekends.

brisbane/redlands coast/north straddie

FB + Insta @kandidkombi

kandidkombi.com.au



ELOPE

B R I S B A N E



5 REASONS TO ELOPE...



1 You want to cherish your wedding as a 'just us' moment.

You love the intimate nature of an elopement... and the romance!

To you, a true elopement is all about yourselves as a couple, the romantic escape and longing to commit to each other.



2 You want your wedding to reflect your personalities, your quirks and to celebrate what makes you 'work' as a couple.

You're not a 'run-with-the-rules' kind of couple who want to follow typical wedding traditions. You have a sense of fun and want an experience.

3 You're not a fan of stress. Full stop.

The idea of wedding planning and being centre of attention makes you anxious... (and nauseous?) Someone else doing all the hard work for you, and not having to perform in front of a crowd is seriously appealing to you.



Ready to get married?

Planning a wedding can be simple, let us help...

Let's get you married to your lover! To get started all you need is our 'Simply Elope' package. From there, if you wish, we can add lots of beautiful details to make your elopement #extra!

Make it happen...

All you have to do is follow three simple steps...

1. Choose your date
2. Pick your ELOPE Brisbane package
3. Let our team of professionals create your dream wedding!

4 You'd rather avoid the family drama.

You adore your family (and might even love your new in-laws), but keeping them happy and swallowing all their input is too hard... and not worth your sanity.



5 You just don't want to wait, you want to marry your love now!

Like so many of our couples, you just want to be married to the love of your life. Maybe you just want to get started on your life together, maybe a baby is on the way?!

Any which way, you want it now!

Meet our
DREAM
TEAM



Romana @romanasaeheng
Photographer & Planner
0400 759 407

Ketrina @brisbanecelbrant
Civil marriage celebrant

Cheryl
@cheryl_landsberry_marriage_cel
Civil marriage celebrant

Jo @twidalehairandmakeup
Hair & makeup artist

Suzie @aneyeforstyle
Hair & makeup artist

Simone @cakesbysimone
Cake decorator

Melissa @missweddings
Wedding stylist

Glenys @glenys.mercer.design
Florist

Dan @danhodgsonfreelance
Film maker

Steve @kandidkombi
Kombi chauffeur

0400 759 407

love@elopebrisbane.com.au



elopebrisbane.com.au



@elopebrisbane

CELEBRANT &
VENUE INCLUDED

What is **POP-UP WEDDINGS** *Bayside?*

Pop-Up Weddings Bayside is a collaboration of established wedding industry professionals who have come together to provide a cost effective wedding solution. Whether you are local or looking for a destination wedding, we have it all!

If you are not wanting to outlay tens of thousands of dollars for a wedding, if you are time poor or just don't love stress.

If you would like all the research done for you, or simply want an intimate affair... Then you can start ahead of the rest! *Pop-Up Weddings Bayside* will do all the hard work for you!

If we told you that we could promise an amazing wedding for just \$4,500 what would you say? I bet you'd be speechless! Am I right?!

Our full packages start from \$4,100, and are all inclusive of everything you need for a picture perfect wedding! There is just one catch... You have to be willing to follow a trending wedding movement, because some of our pop-ups are only available Monday - Thursday. Other Friday - Sunday packages available as well.

INCLUSIONS:

Cocktail packages are based on 30 people with options for more if required.

- ♥ Styled venue for ceremony & cocktail reception
- ♥ Legal ceremony / Civil celebrant
- ♥ 2 hour photography package
- ♥ Pre-wedding coordinator
 - ♥ Hair & make up
- ♥ Champagne toasting
- ♥ Cocktail reception
- ♥ Wedding cake & bouquet hire

\$4100
Insanity!

No hidden costs, all options and inclusions are presented in a clear format so that you know exactly how your wedding will look and feel! YAY!

STYLING
OPTIONS

CAKE
SORTED

HAIR &
MAKEUP

PHOTOGRAPHER
TO CAPTURE
YOUR MOMENTS

How does it work?

So, you've decided that you would love a pop-up wedding? What is next? Simply select your preferred package from our Pop-up Menu.

Then decide on your included options. If you would like optional extras, simply add them! POP all these details on your easy-to-use booking form...Check it out on page 30.

On this form we also need your preferred wedding date and number of people attending your wedding. Your personal pre-wedding coordinator will check availability for you (of all the wedding specialists) and get back to you with the options available to you.

Then you can lock in your wedding!!! Secure your date and suppliers all in one simple step! Your wedding vendors will work with you to make your wedding dream come true!

WANT TO SEE AN EXAMPLE?

Katie wanted a relaxed seaside wedding, so she selected The Lawn at the Lighthouse package for \$5,050. This package includes a ceremony with a view, celebrant, legals, hair & makeup, bouquet hire, photography, coordinator, cocktail reception, cake and champers for 30. She decided to invite a few more people that she couldn't say 'I do' without. Her wedding breakdown is below...



Katie and Matty only had to get their wedding attire and rings!! But to personalise their day, they opted to book a few extra items like an entertainer for their cocktail reception, extra hair and makeup for their bridesmaid and a few dollars on the bar tab!

The Lighthouse Lawn for 30	\$5,050
Venue	included
Celebrant	included
One hair and makeup	included
Photography package	included
Pre-wedding Coordinator	included
Cake	included
Bouquet hire	included
Optional extra: 10 Extra guests	\$870.00pp

Total \$5,920.00

What tho?

Why us?

Our wedding industry pros have been hand selected to ensure an amazing wedding experience!

Unlike other Pop-Up wedding groups, our events are PRIVATE and are offered on dates nominated by YOU! (the couple). You can opt for a lunch or sunset reception as well!

Please refer to our package menu for venues and styling options.

FAQ

Are these packages offered all year round?

Yes, the specials are offered all year round including peak wedding seasons.

*Subject to availability.

Most of our wedding packages are based on 30 people. However, extra guests are always welcome! Simply check out the per person cost in our extensive menus.

Can I make changes to the packages?

Contact *Pop-Up Weddings Bayside* for package details. An extensive Menu can be sent to you with all our package options that can be added to tailor your wedding especially for you.

If I contact a *Pop-Up Wedding Bayside* supplier will they give me the same package price for an independent wedding?

We are so sorry, but the specials are exclusive to *Pop-Up Weddings Bayside*. However, all our suppliers do have independent businesses, so please check out their work on their websites.

FOLLOW US

dreams come true when you pick the right team!

A LITTLE
WHIMSY

BEAUTIFUL BRAIDS



NICE + NEAT

Lovely locks

Thanks to Google images and Pinterest, choosing your wedding hairstyle is as easy as 'swipe left' or 'swipe right'! But is it the right look for your theme? How do you select your professional wedding hair stylist? What do you do next?

SUBTLE
+ SWEPT**Suzie Rumler**

Makeup artist & stylist
www.aneyeforstyle.com.au

So you've found the perfect do for your 'I do'? It is the perfect look that you think will complement your overall vision for your day, it works with the dress and the theme of your wedding. But have you thought about how it will work with the elements? For instance, if your ceremony is on the beach, as painful as it is to say, a loose lock or waterfall wave (often referred to as a beach babe look) is not the ideal hairstyle, simply because of the windfactor and other elements. A textured boho styled updo with lots of product and pins is a much better option, particularly if you want your hair to stay looking amazing for your photography after the ceremony. The last thing you want is to look like you've just stepped off a speedboat.

Now that you have your dream hairstyle, how do you select the pro to pull it off? Obviously, you ask google! Put together a short list of pros and make sure that you check out their portfolio. Don't just rely on images from fashion shoots (these images are taken under very different conditions to a wedding). Make sure that they have a number of photographs of 'real' brides, not just their own shots (taken before they leave the bride), but from the pro-photographer as well. This will show



Add a statement
 piece for extra
 wow!!!



THINK ABOUT
YOUR DRESS
AND HOW
YOUR HAIR
AND MAKEUP
STYLE WILL
COMPLEMENT
IT BEST



IT'S ALL
ABOUT
DRAMATIC
EYES AND A
SOFT LIP ...
PERFECTION!



FLAWLESS FINISH WITH airbrush make-up

If you've never had your make-up applied professionally, you may not have heard of airbrush make-up. It sounds a little confronting ... the vision may be of your face being sprayed with a massive commercial paint gun! Now remove that vision

from your mind and replace the thought with one of being made up like the silver-screen sirens you admire.

Airbrush make-up feels amazing on your face, it feels light and leaves your skin looking perfectly even and unblemished. The camera will love your wedding day look and you will notice a big difference to your traditionally applied make-up. Plus, it will last all night long!



BOHO CHIC



DON'T FORGET THE
LITTLE ONES, THEY NEED
SOMETHING PRETTY TOO!



you how their hair looked hours after the ceremony.

What next? Lock in your fave for a trial, take images of your dream hair and if your stylist doesn't also do make-up, then go with your face on. However, in my experience, your day will run smoother if your chosen pro does both hair and make-up, so that's something to think about.

So your hair trial was beyond your expectations — YAY! Was it polished off with a little hair bling? Taking your dress with you to your trial can prove the smartest move if your stylist also has a collection of amazing hair pieces! Surprisingly, hair accessories are often overlooked and left to the last minute, so it is good to be able to try on different hair accessories or


even veils at your trial to see what will complement your desired hairstyle and overall look.

Your options are limitless now ... from floral garlands, to simple beaded headbands, embellished hair combs and handmade vintage inspired lace accessories. What a way to complete your dream vision on your special day.



Team your make-up trial
with an engagement shoot
to see how your wedding
look will photograph!

Suzie Rumler always suggests a make-up trial and recommends that you organise your trial to coincide with your engagement and/or boudoir shoot, or even your hen's party! This way you can really put your make-up to the test! See the results for yourself in picture perfect images (your awesome 'bride-to-be' glow will shine right through!)



STRESS-FREE BRIDES ARE HAPPY BRIDES!

Check out our dream teams...

I understand how hard it can be to wade through all the expo flyers, Google listings and Facebook pages trying to find wedding vendors you like... well, that's just what you *like* in terms of what images you can see. How do you know if they are actually reliable? Experienced? Friendly?

Being the wedding photographer, I get to work closely with just about every vendor that you need to help bring your day together (with the exception of a few like the jeweller). So, rather than keep my favourite wedding professionals to myself, I thought I would share them with you! Perhaps make your wedding planning a little easier?



BLOOMS

The Flower Crew

www.fb.com/Theflowercreworiginals

Glenys Mercer Design

www.fb.com/glenysmercerdesign

Flowers Designed by Shelley

www.fb.com/weddingbouquetsanddesigns

Unveiling Poppy

www.fb.com/UnveilingPoppy



Hair & Makeup

An Eye for Style

www.fb.com/AnEyeForStyleBrisbane

Alannah Pritchard

www.fb.com/alannahpritchardmakeupartist

Twidale

www.fb.com/twidalehairandmakeup

Bella Brides

www.fb.com/bellabrideshairandmakeup



CELEBRANTS

Transportation

Kandid Kombi

www.fb.com/KandidKombi

Roaring Twenties

www.fb.com/roaringtwentiesvintagecarhire

**Oops! I am
already booked...**

Unfortunately there is only one of me (and while I have a few second shooters if requested), in the event when I am already booked, I happily recommend the following fellow photographers...

Papillon Studio

www.fb.com/PapillonStudioPhotography

Terry Gow

www.fb.com/Terrygowphotography

music

Bassline Studios Band

www.fb.com/BasslineStudiosBand

Paul Clairs

www.fb.com/paulclairs

Steven Childs

www.fb.com/stevenchildsmusician

Music 4 You Brisbane

www.fb.com/music4youbrisbane

Ketrina Coffey

www.fb.com/Civil.Celebrant.Brisbane

Cheryl Landsberry

www.fb.com/cheryl.landsberry

Brenda Keeling

www.fb.com/Civil.Celebrant.Brisbane

Fusion Elements

www.fb.com/BrisbaneWeddingCelebrant

Brisbane Marriage Celebrants

www.fb.com/TheBrisbaneMarriageCelebrants

Laurel-Lea Ross

www.fb.com/lifeeventslaurellea

Drew Ricker


www.fb.com/sayidowithdrew

Chris North

www.fb.com/chrisnorthcelebrant

Julie Claydon

www.fb.com/ceremoniesbyjulieclaydon



Stylists / Décor

Miss Weddings

www.fb.com/MissWeddings

Beautiful Illusions

www.fb.com/beautifulillusions

Beautiful Weddings Australia

www.fb.com/beautifulweddingsaustralia

Venues

Howard Smith Wharf

www.fb.com/howardsmithwharves

Lighthouse Restaurant

www.fb.com/TheLighthouseCleveland

Redland Bay Golf Club

www.fb.com/redlandbayweddings

Kingscliff Bowls Club

www.fb.com/KingcliffWeddings

Courthouse Restaurant

www.fb.com/the.courthouse.restaurant.cleveland

Pacific Resort Cleveland

www.fb.com/pacificresortcleveland128

Macarthur Park Gardens

www.fb.com/MacarthurParkWeddingGardens

Northshore Harbour

www.fb.com/northshoreharbour

Weddings at Easts

www.fb.com/WeddingsAtEasts

Fiction Bar

www.fb.com/fictionbarrabybay

Cedar Creek Estate

www.fb.com/CedarCreekEstateWinery



CAKES

Cakes by Simone

www.fb.com/cakesbysimone

iSing on the Cake

www.fb.com/isingonthe cake

The Cake Girl

www.fb.com/thecakegirlaustralia



photo booth

Kandid Kombi

www.fb.com/KandidKombi

Picture Me

www.fb.com/pmpeventhire

Me! I do an open photo booth

www.fb.com/romanasaeheng



Photography that reflects all the beauty, love and fun of your day. With industry professionals who not only capture your magic moments but create amazing memories for you to treasure always.

